



Random Lengths Weekly Report

Panel Price Guide

TAK this week: Canadian housing market facing similar struggle to U.S. OSB market weaker than usual for a September.

Panel Weekly Price Changes					Plywood/Veneer					Canadian Panel				
OSB	9/16	9/23	This Week	Chg 3 Weeks	9/16	9/23	This Week	Chg 3 Weeks	9/16	9/23	This Week	Chg 3 Weeks		
7/16" (N Central)	0	0	0	0	SYP (W) 15/32" (Rated 4-ply)	-35	-75	-20	-130	OSB 7/16" (Van)	-30	0	-30	
7/16" (Eastern Can)	0	0	0	0	1/2" CD (Western 4-ply)	-35	-35	-25	-95	OSB 7/16" (Edm)	-30	0	-30	
7/16" (Southwest)	0	0	0	0	23/32" UL (Southern-West)	-20	-25	0	-45	OSB 7/16" (Tor)	-15	-10	-25	
23/32" T&G (N Central)	0	0	0	0	23/32" UL (Western)	-40	-20	-55	-115	OSB T&G 23/32" (Van)	-40	0	-40	
23/32" T&G (Eastern Can)	0	0	0	0	23/32" AC (Western)	0	0	0	0	OSB T&G 23/32" (Tor)	-20	-10	-30	
23/32" T&G (Southwest)	0	0	0	0	1/10" DF CD 54" Veneer	-1.25	-1.50	-1.50	-4.25	Spruce Ply 9.5mm (Tor)	-15	-30	-21	

U.S. PANEL PRICES

Prices Net, f.o.b. Mill, Unless Otherwise Noted • Prices Per Thousand Square Feet

ORIENTED STRAND BOARD

	NORTH CENTRAL	WESTERN CANADA	EASTERN CANADA	SOUTH WEST ¹	SOUTH EAST ²	MID ATLANTIC ³
3/8"	355	280	275	315	325	335
7/16"	360	280	280	315	330	340
15/32"	375	300	300	350	370	385
1/2"	385	325	310	380	385	405
19/32" T&G	585	435	465	560	580	595
23/32" T&G	720	565	610	655	675	690

DELIVERED PRICES

	3/8"	7/16"	15/32"	19/32" T&G	23/32" T&G
Seattle	330	330	350	495	635
Portland	332	332	352	500	640
Sacramento ⁴	360	360	395	600	695
Los Angeles ⁴	340	340	370	575	660
Denver	365	365	400	605	705
Salt Lake City	365	365	400	605	705
Phoenix ⁴	340	340	370	575	660

1—Plants in Tex., La., Ark., and Okla. 2—Plants in Ga., Ala., Miss., S.C., and Tenn. 3—Plants in Va., W. Va., N.C. 4—Add 10-20 for Struc 1.

SOUTHERN PLYWOOD¹ SHEATHING

From:	Rated WEST			CENTRAL			EAST			Mill Grade WEST			CENTRAL			EAST		
	WEST	CENTRAL	EAST	WEST	CENTRAL	EAST	WEST	CENTRAL	EAST	WEST	CENTRAL	EAST	WEST	CENTRAL	EAST			
3/8"	480	485	490	440	435	430	440	435	430	440	435	430	440	435	430			
15/32" 3-ply	635	635	630	455	465	475	455	465	475	455	465	475	455	465	475			
15/32" 4-ply	645	655	665	450	475	475	450	475	475	450	475	475	450	475	475			
19/32" 4-ply	660	670	660	510	520	525	510	520	525	510	520	525	510	520	525			
23/32"	865	865	880	545	550	555	545	550	555	545	550	555	545	550	555			

SANDED

From:	AC		BC		UNDERLAYMENT C X-Band, T&G			
	WEST	EAST	WEST	EAST	WEST	CENTRAL	EAST	
1/4"	710	730	695	720	19/32"	1,040	1,080	925
11/32"	705	670	690	670	23/32"	1,075	1,075	1,085
15/32"	990	930	985	920	CONCRETE FORM			
19/32"	1,030	940	1,020	930	19/32"	1,365	-	1,305
23/32"	1,160	1,100	1,145	1,095	23/32"	1,385	-	1,405

SIDINGS, Rough Sawn, 8-foot, 6-patch

From:	WEST	EAST
11/32"	925	950
19/32" Grooved 4" or 8" o.c.	1,245	1,230
19/32" RB&B	1,265	1,250

1—West - Plants in Tex., La., Ark.; Central - Plants in Ala., Miss.; East - Plants in Ga., Fla., S.C., also N.C. and Va., where prices are slightly higher.

Plywood Service Charges

	West	South
U/L C X-band, 5/16-1/2	\$35	\$30-40
U/L, Solid, add to C X-band	25	25-30
Plugging & Touch Sanding	-	30-40
Oiling and Edge Sealing	15	35-50
T&G or Shiplap - 2 long edges	15	10-25
9 & 10 foot lengths	130-160	-
9 & 10 foot lengths (sanded)	110	-
Thick Panels, each 1/16 over 3/4 (23/32)	55	-
Sanded, full thicknesses, 3/8 through 3/4	55	-

WESTERN PLYWOOD SHEATHING

	CD	CD Struc I	CC	CC Plugged & Touch Sanded ¹	Mill Grade
3/8"	535	565	610	1,180	410
1/2" 3-ply	565	-	-	-	-
1/2" 4/5-ply	565/730	735	620	1,515	455
5/8" 4/5-ply	770/815	845	820	1,665	530
3/4" 4/5-ply	1,025/1,050	1,105	1,080	1,755	795

1—Add 25 for BC P&TS

SANDED

	AC	BC	AB	AA
1/4"	1,030	970	1,150	1,185
11/32"	1,055	995	1,195	1,230
15/32"	1,540	1,470	1,710	1,730
19/32"	1,730	1,620	1,910	1,935
23/32"	1,890	1,810	2,145	2,165

UNDERLAYMENT SIDINGS, Rough Sawn

C X-Band, T&G	8'			9'			10'		
	11/32"	19/32"	23/32"	11/32"	19/32"	23/32"	11/32"	19/32"	23/32"
19/32"	1,115	6-Patch	1,310	1,805	1,815	1,815	1,815	1,815	1,815
23/32"	1,200	19/32"	1,885	2,385	2,415	2,415	2,415	2,415	2,415
1-1/8"	1,840	19/32" RB&B	1,935	2,425	2,455	2,455	2,455	2,455	2,455
CONCRETE FORM	18-Patch	11/32"	1,230	1,590	1,625	1,625	1,625	1,625	1,625
5/8"	1,740	19/32"	1,830	2,220	2,235	2,235	2,235	2,235	2,235
3/4"	1,800	19/32" RB&B	1,885	2,240	2,270	2,270	2,270	2,270	2,270

WEST COAST VENEER

CD-8'	54"	27"	RW	F/T	Mix ¹
Douglas Fir 1/10"	89.50	46.50	19.50	18.25	74.75
Douglas Fir 1/8"	131.00	63.50	14.00	17.00	106.75
White Woods 1/6" ²	123.25	84.50	33.75	30.00	-

AB-8'

Douglas Fir	54"	27"
1/10"	152.50	127.50

1—75% 54", 10% 27", 10% RW, 5% F/T. 2—White Fir, Hemlock, Spruce

NON-STRUCTURAL PANELS

INDUSTRIAL PARTICLEBOARD	WESTERN COAST ¹				SOUTHERN INLAND ²				INTERIOR PB UNDERLAYMENT		MELAMINE ⁵	
	WESTERN	CENTRAL ³	EAST ⁴	WESTERN	SOUTHERN	WESTERN	WEST	EAST	WEST	EAST		
3/8"	495	500	405	455	500	-	-	-	-			
1/2"	525	530	430	480	515	-	-	-	-			
5/8"	570	585	495	545	565	900	860	-	-			
11/16"	-	-	520	570	-	-	-	-	-			
3/4"	620	625	545	590	620	930	885	-	-			
1-1/8"	-	-	750	800	-	-	-	-	-			

1—Western Ore. 2—Eastern Ore. 3—Ark., La., Miss., Ala. 4—Ga., S.C. 5—Thermally fused. Coated on both sides, commodity face grade (80 gram), standard white.

MEDIUM DENSITY FIBERBOARD

	3/8"	1/2"	5/8"	3/4"
WEST ¹	770	825	915	985
EAST ²	745	800	905	955

1—Plants west of the Mississippi River. 2—Plants east of the Mississippi River.

CANADIAN PANEL PRICES

Prices Net, f.o.b. Mill, U.S. Dollars, Unless Otherwise Noted • Prices Per Thousand Square Feet • Prices Indicate Mixed Car Loadings.

ORIENTED STRAND BOARD CANADA¹ DELIVERED PRICES

	T&G					
	3/8"	7/16"	15/32"	1/2"	19/32"	23/32"
Vancouver	455	455	475	495	650	790
Edmonton	435	435	455	475	635	775
Calgary	440	440	460	480	640	780
Regina	435	435	455	475	635	775
Winnipeg	445	445	465	485	645	790
Toronto	400	405	425	445	680	920
Montreal	415	415	435	455	710	935
Moncton	427	427	452	472	724	949
Halifax	432	432	457	477	729	954

1-Prices delivered in Canadian funds, GST not included.

Canadian Panel Price Methodology: Many of the delivered Canadian OSB prices and all of the Spruce and Douglas Fir plywood prices on this page originated in the former Crow's newsletter. All delivered OSB prices in this section are derived from weekly market price assessments. The Spruce and Douglas Fir plywood prices are all derived from the Toronto 3/8-inch price. The 3/8-inch prices for other destinations are based on freight adders or deducts using Toronto as the base. In each destination column, the price for each thickness below the 3/8-inch price is derived from formulas using 3/8-inch as the basis. The 1-inch panel prices reflect additional costs at the manufacturing level.

CANADIAN SHEATHING CANADIAN SPRUCE PLYWOOD^{1,2,3}

	VANC	CAL/EDM	REGINA	WINN	TOR	MONT	MONC	HAL
9.5mm-3/8"	658	668	678	686	688	691	708	713
12.5mm-1/2"	877	891	904	915	917	921	944	951
15.5mm-5/8"	1,097	1,113	1,130	1,143	1,147	1,152	1,180	1,188
18.5mm-3/4"	1,316	1,336	1,356	1,372	1,376	1,382	1,416	1,426
25.5mm-1"	1,984	2,010	2,038	2,058	2,064	2,072	2,118	2,131

1-Prices delivered in Canadian funds, GST not included.

2-For Select, add: 60 3-For T&G, add: 20

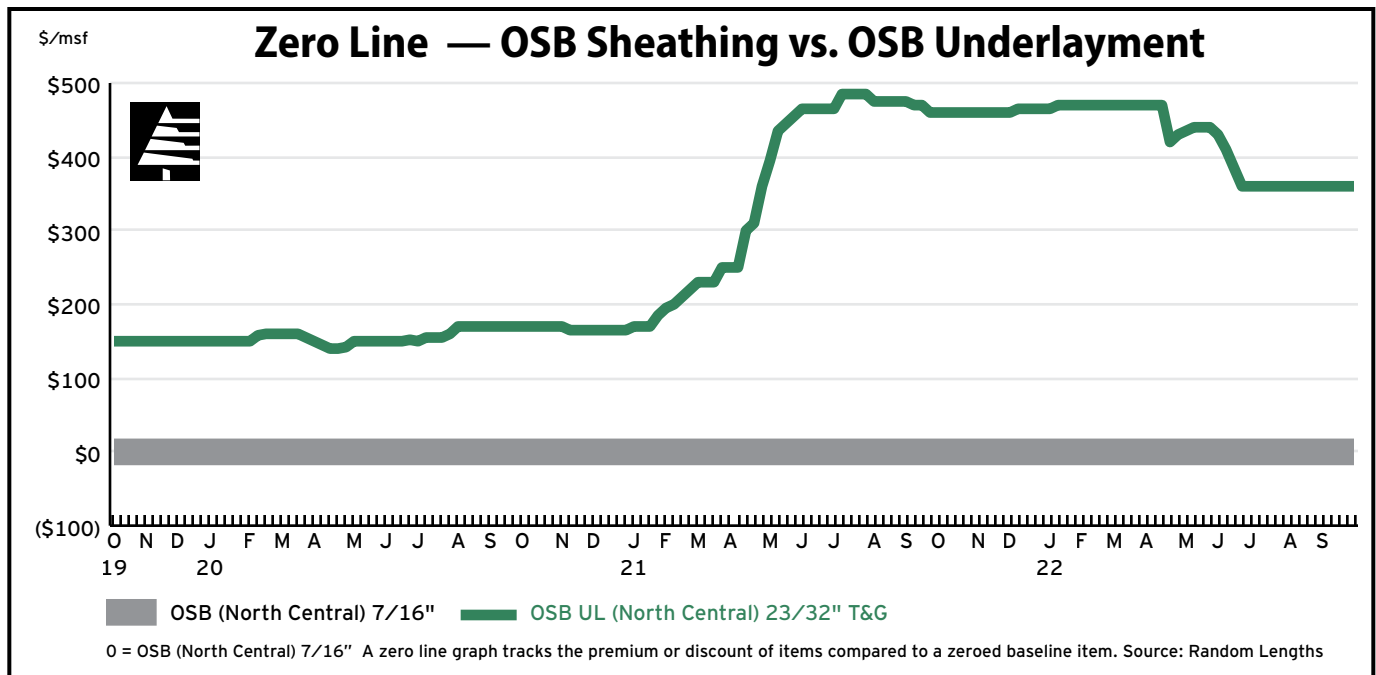
DOUGLAS FIR PLYWOOD^{1,2,3}

	VANC	CAL/EDM	REGINA	WINN	TOR	MONT	MONC	HAL
9.5mm-3/8"	658	668	678	686	688	691	708	713
12.5mm-1/2"	877	891	904	915	917	921	944	951
15.5mm-5/8"	1,097	1,113	1,130	1,143	1,147	1,152	1,180	1,188
18.5mm-3/4"	1,316	1,336	1,356	1,372	1,376	1,382	1,416	1,426
25.5mm-1"	1,984	2,010	2,038	2,058	2,064	2,072	2,118	2,131

1-Prices delivered in Canadian funds, GST not included.

2-For Select, add: 60 3-For T&G, add: 20

Panel Price Comparisons



RANDOM LENGTHS

Information Services for the Forest Products Industry

A wholly owned subsidiary of Fastmarkets

Address 450 Country Club Road Suite 315 Eugene, Oregon 97401
Email rlm@rlpi.com
Web www.randomlengths.com

Americas +1 (708) 329-2641
EMEA +44 (0) 203 855 5581
Asia +65 3163 3458
Twitter @TheWoodNews

Copyright © 2022, Random Lengths Publications, Inc. No part of this publication may be reproduced or transmitted in any form or by any means, electronic or mechanical, including photocopy, recording, facsimile, or any information storage and retrieval system, without written permission. Retransmission by fax, email, or other means, which results in the creation of an additional copy, is unlawful. ISSN 0483-9420. This publication is registered with the Copyright Clearance Center (CCC).

Chief Executive Officer, Fastmarkets..... Raju Daswani
Senior Vice President, Fastmarkets..... Matt Graves
Editor..... Joe Pruski

Associate Editors..... Jeff Redd, Pete Malliris, Gary Zauner
Assistant Editors..... Craig Murphy, Ted Shorack, Eric Howald
Computer Services..... Rich Dudley
Production..... Tracy Klocko, Terri Horning, Teresa Wann, Lori Pilla
Subscriber Services..... Janna Land, Joy Knick, Adrienne West

Newsletters

Random Lengths Weekly Report, International, and Yardstick (pdf)
Lumber, Panel, and Midweek reports upon release (pdf, xls, or dbf)

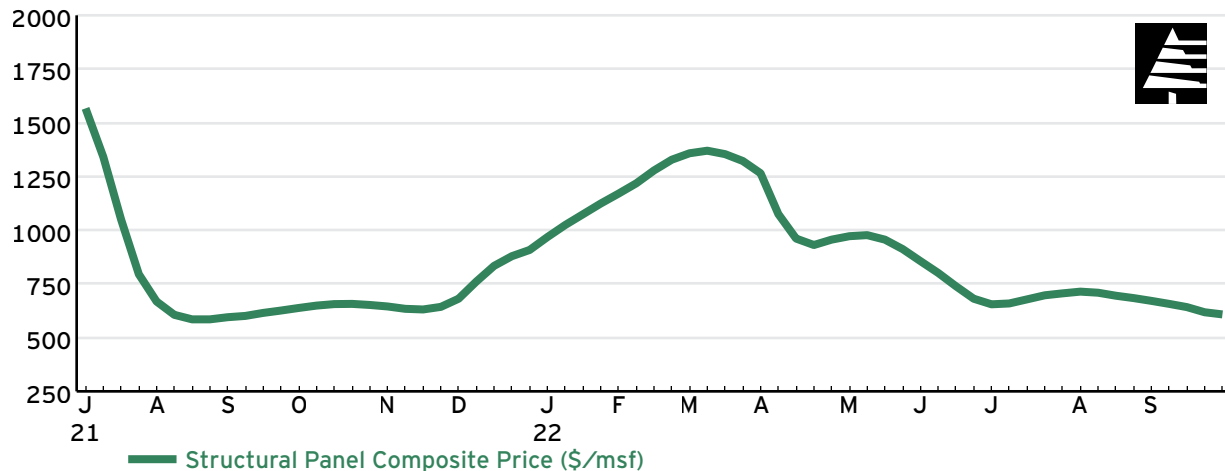
Panel Market Report

Panel Market Indicators

	This Week	Last Week	Year Ago
Structural Panel Composite Price¹	608	618	638
Key Panel Prices			
15/32" 4-ply Rated Southern (West)	645	665	560
15/32" 4-ply Rated Southern (East)	665	690	610
1/2" 4-ply Western	565	590	510
7/16" OSB (North Central)	360	360	470
23/32" AC Sanded Western	1,890	1,890	1,910
Fir 1/10" CD Veneer Mix	74.75	75.75	69.00

	This Week	Last Week	Year Ago
Panel Group Composites¹			
Oriented Strand Board Composite	402	402	576
Southern Pine Plywood Composite	856	867	795
Western Fir Plywood Composite	1,087	1,114	1,001
Non-Structural Panel Composite	741	741	655

¹ – For a list of items included in each composite, go to www.rlpi.com, then In Depth > Useful Data > Monthly Composite Prices



Oriented Strand Board

Various market factors emerged during the week, but the supply-demand balance showed little change in OSB. Prices held to last week’s levels. Hurricanes hit the Maritime provinces and Florida, but most traders waited to assess damages before changing their conservative buying patterns.

A number of veteran traders expressed surprise that prices were unchanged following the devastation of Hurricane Ian. However, that was balanced by negative economic factors such as steadily rising interest rates, a tumbling stock market, and a slowing economy in the U.S. North of the border, supplies were tighter in Western Canada, but prices were unchanged across all provinces.

Sporadic demand in the South and modest mill order files supported another week of flat price levels. Most buyers continued to purchase limited volumes to satisfy immediate needs. The destruction in Florida from Hurricane Ian did little to change how buyers approached the market with October needs.

However, consumption by end users slowed with strong winds and rain throughout the Southeast idling job sites. Some buyers pushed back against quoted levels in certain delivered markets. Secondaries occasionally undercut mill replacement levels to sell contract loads.

Southern Plywood

Swirling economic headwinds kept demand low and mills scrapping for orders slightly below midweek

levels for rated sheathing. “The economic news is keeping a ceiling on where we’re at and where we’re going,” said one buyer. Some expected a wave of replenishment in the coming weeks as clean-up and rebuilding gets underway across central Florida, which was ravaged by Hurricane Ian earlier in the week.

Prices for 15/32-inch rated sheathing panels dropped \$10-15 from midweek levels. Thick mill grade panels took the brunt of the losses, skidding down \$15-35 depending on region.

Tight supplies of sanded panels, underlayment, and concrete form provided mills the opportunity to firm or elevate those prices throughout various markets.

Western Plywood

Solid demand couldn’t keep downward pressure from persisting in sheathing prices, forcing some closer to break-even levels at mills. Offerings of 1/2-inch 4-ply at around \$550 were particularly close to that mark. Several producers reported selling more than their week’s production.

Buyers held to their recent patterns, often waiting until the last minute to pick off loads for prompt shipment consisting of conservative volumes. Rising interest rates and Thursday’s plunging stock market provided more reasons for traders to assume a bearish outlook.

Most producers sold sheathing for shipment no later than the week of October 10, although a couple reported order files as far out as the 24th. Producers sustained enough order file to keep prices for specialty panels stable. Large price spreads were evident in underlayment.

Canadian Plywood

Sheathing sales out of distribution were relatively active in Eastern Canada, while the West remained

quieter, particularly in the Vancouver market. A few producers noted increased quoting at the end of the week, but downward price pressure persisted. The 3/8-inch price for both Douglas Fir and Spruce, delivered Toronto, ended the week down 3 points at \$C688.

Mill sales were moderate. Buyers in the West were more aggressive than those in the East, with producers turning away the deepest counters. Order files extended mostly into mid-October. Western buyers dipped into the U.S. to purchase CCX.

Veneer

Demand for wides from the LVL sector was contrary to hardwood and softwood plywood mills continuing to buy cautiously. The trimming of weekend hours at plywood plants was regularly noted. A couple of traders noted that more 1/10-inch wides were available than in recent weeks.

Aside from 1/8-inch randoms, prices of other randoms and fishtails were firm as some buyers paid extra to keep them from being chipped.

Non-Structural Panels

Demand for particleboard, MDF, and melamine lagged supplies by a slim margin, but manufacturers in some regions reported a modest uptick in sales, which kept downward price pressure in check. Retailers and laminators returned from digesting inventories to purchase moderate volumes.

Reported prices were unchanged from last week. However, the lingering slight imbalance between supplies and demand remained more prevalent in the East. Suppliers continued to trim quotes to ship into southwestern delivered markets.



Random Lengths Weekly Report

Panel Price Guide UPS & DOWNS

Panel Weekly Price Changes					Plywood/Veneer					Canadian Panel				
OSB	9/16	9/23	This Week	Chg 3 Weeks	9/16	9/23	This Week	Chg 3 Weeks	9/16	9/23	This Week	Chg 3 Weeks		
7/16" (N Central)	0	0	0	0	SYP (W) 15/32" (Rated 4-ply)	-35	-75	-20	-130	OSB 7/16" (Van)	-30	0	-30	
7/16" (Eastern Can)	0	0	0	0	1/2" CD (Western 4-ply)	-35	-35	-25	-95	OSB 7/16" (Edm)	-30	0	-30	
7/16" (Southwest)	0	0	0	0	23/32" UL (Southern-West)	-20	-25	0	-45	OSB 7/16" (Tor)	-15	-10	-25	
23/32" T&G (N Central)	0	0	0	0	23/32" UL (Western)	-40	-20	-55	-115	OSB T&G 23/32" (Van)	-40	0	-40	
23/32" T&G (Eastern Can)	0	0	0	0	23/32" AC (Western)	0	0	0	0	OSB T&G 23/32" (Tor)	-20	-10	-30	
23/32" T&G (Southwest)	0	0	0	0	1/10" DF CD 54" Veneer	-1.25	-1.50	-1.50	-4.25	Spruce Ply 9.5mm (Tor)	-15	-30	-21	

U.S. PANEL PRICES

Prices Net, f.o.b. Mill, Unless Otherwise Noted • Prices Per Thousand Square Feet

ORIENTED STRAND BOARD

	NORTH CENTRAL	WESTERN CANADA	EASTERN CANADA	SOUTH WEST ¹	SOUTH EAST ²	MID ATLANTIC ³
3/8"	0	0	0	0	0	0
7/16"	0	0	0	0	0	0
15/32"	0	0	0	0	0	0
1/2"	0	0	0	0	0	0
19/32" T&G	0	0	0	0	0	0
23/32" T&G	0	0	0	0	0	0

DELIVERED PRICES

	3/8"	7/16"	15/32"	19/32" T&G	23/32" T&G
Seattle	0	0	0	0	0
Portland	0	0	0	0	0
Sacramento ⁴	0	0	0	0	0
Los Angeles ⁴	0	0	0	0	0
Denver	0	0	0	0	0
Salt Lake City	0	0	0	0	0
Phoenix ⁴	0	0	0	0	0

1—Plants in Tex., La., Ark., and Okla. 2—Plants in Ga., Ala., Miss., S.C., and Tenn.
3—Plants in Va., W. Va., N.C. 4—Add 0/0 for Struc 1.

SOUTHERN PLYWOOD¹ SHEATHING

From:	Rated WEST			CENTRAL			EAST			Mill Grade WEST			CENTRAL			EAST		
	WEST	CENTRAL	EAST	WEST	CENTRAL	EAST	WEST	CENTRAL	EAST	WEST	CENTRAL	EAST	WEST	CENTRAL	EAST	WEST	CENTRAL	EAST
3/8"	-15	-15	-15	-5	-5	-10	-5	-5	-10	-5	-5	-10	-5	-5	-10	-5	-5	-10
15/32" 3-ply	-25	-20	-20	-5	-5	-5	-25	-25	-15	-20	-20	-15	-20	-20	-15	-20	-20	-15
19/32" 4-ply	-25	-25	-15	-20	-20	-25	-25	-25	-15	-20	-20	-25	-20	-20	-15	-20	-20	-15
23/32"	-15	-20	-20	-30	-35	-25	-30	-35	-25	-30	-35	-25	-30	-35	-25	-30	-35	-25

SANDED

From:	AC		BC		UNDERLAYMENT C X-Band, T&G			
	WEST	EAST	WEST	EAST	WEST	CENTRAL	EAST	
1/4"	+5	+5	0	0	19/32"	+20	0	+45
11/32"	+10	+10	0	+5	23/32"	0	+5	+20
15/32"	0	0	0	0	CONCRETE FORM			
19/32"	+5	+5	0	0	19/32"	0	-	+20
23/32"	+10	+10	0	+10	23/32"	+10	-	+20

SIDINGS, Rough Sawn, 8-foot, 6-patch

From:	WEST	EAST
11/32"	0	0
19/32" Grooved 4" or 8" o.c.	0	0
19/32" RB&B	0	0

1—West – Plants in Tex., La., Ark.; Central – Plants in Ala., Miss.; East – Plants in Ga., Fla., S.C., also N.C. and Va., where prices are slightly higher.

Plywood Service Charges

	West	South
U/L C X-band, 5/16-1/2	\$35	\$30-40
U/L, Solid, add to C X-band	25	25-30
Plugging & Touch Sanding	-	30-40
Oiling and Edge Sealing	15	35-50
T&G or Shiplap - 2 long edges	15	10-25
9 & 10 foot lengths	130-160	-
9 & 10 foot lengths (sanded)	110	-
Thick Panels, each 1/16 over 3/4 (23/32)	55	-
Sanded, full thicknesses, 3/8 through 3/4	55	-

WESTERN PLYWOOD SHEATHING

	CD	CD Struc 1	CC	CC Plugged & Touch Sanded ¹	Mill Grade
3/8"	-15	-20	-15	0	0
1/2" 3-ply	-40	-	-	-	-
1/2" 4/5-ply	-25/-30	-40	-35	0	-10
5/8" 4/5-ply	-25/-30	-25	-30	0	-10
3/4" 4/5-ply	-45/-30	-15	-30	0	-5

1—Add 0 for BC P&TS

SANDED

	AC	BC	AB	AA
1/4"	0	0	0	0
11/32"	0	0	0	0
15/32"	0	0	0	0
19/32"	0	0	0	0
23/32"	0	0	0	0

UNDERLAYMENT SIDINGS, Rough Sawn

C X-Band, T&G	8'			9'			10'		
	WEST	CENTRAL	EAST	WEST	CENTRAL	EAST	WEST	CENTRAL	EAST
19/32"	-40	6-Patch 11/32"	0	0	0	0	0	0	0
23/32"	-55	19/32"	0	0	0	0	0	0	0
1-1/8"	-50	19/32" RB&B	0	0	0	0	0	0	0
CONCRETE FORM									
5/8"	0	18-Patch 11/32"	0	0	0	0	0	0	0
3/4"	0	19/32"	0	0	0	0	0	0	0
		19/32" RB&B	0	0	0	0	0	0	0

WEST COAST VENEER

CD—8'	54"	27"	RW	F/T	Mix ¹
Douglas Fir 1/10"	-1.50	-1.00	0	0	-1.00
Douglas Fir 1/8"	-2.75	-1.00	-0.25	0	-2.25
White Woods 1/6" ²	-1.75	-1.00	0	0	-

AB—8'

Douglas Fir	54"	27"
1/10"	-2.50	-2.50

1—75% 54", 10% 27", 10% RW, 5% F/T. 2—White Fir, Hemlock, Spruce

NON-STRUCTURAL PANELS

	INDUSTRIAL PARTICLEBOARD				INTERIOR PB UNDERLAYMENT		MELAMINE ⁵	
	WESTERN COAST ¹	SOUTHERN INLAND ²	CENTRAL ³	EAST ⁴	WESTERN	WEST	EAST	
3/8"	0	0	0	0	0	-	-	
1/2"	0	0	0	0	0	-	-	
5/8"	0	0	0	0	0	0	0	
11/16"	-	-	0	0	-	-	-	
3/4"	0	0	0	0	0	0	0	
1-1/8"	-	-	0	0	-	-	-	

1—Western Ore. 2—Eastern Ore. 3—Ark., La., Miss., Ala. 4—Ga., S.C. 5—Thermally fused. Coated on both sides, commodity face grade (80 gram), standard white.

MEDIUM DENSITY FIBERBOARD

	3/8"	1/2"	5/8"	3/4"
WEST ¹	0	0	0	0
EAST ²	0	0	0	0

1—Plants west of the Mississippi River. 2—Plants east of the Mississippi River.

Random Lengths Weekly Report



CANADIAN PANEL PRICES

Prices Net, f.o.b. Mill, U.S. Dollars, Unless Otherwise Noted • Prices Per Thousand Square Feet • Prices Indicate Mixed Car Loadings.

ORIENTED STRAND BOARD CANADA¹ DELIVERED PRICES

	T&G					
	3/8"	7/16"	15/32"	1/2"	19/32"	23/32"
Vancouver	0	0	0	0	0	0
Edmonton	0	0	0	0	0	0
Calgary	0	0	0	0	0	0
Regina	0	0	0	0	0	0
Winnipeg	0	0	0	0	0	0
Toronto	0	0	0	0	0	0
Montreal	0	0	0	0	0	0
Moncton	0	0	0	0	0	0
Halifax	0	0	0	0	0	0

1-Prices delivered in Canadian funds, GST not included.

Canadian Panel Price Methodology: Many of the delivered Canadian OSB prices and all of the Spruce and Douglas Fir plywood prices on this page originated in the former Crow's newsletter. All delivered OSB prices in this section are derived from weekly market price assessments. The Spruce and Douglas Fir plywood prices are all derived from the Toronto 3/8-inch price. The 3/8-inch prices for other destinations are based on freight adders or deducts using Toronto as the base. In each destination column, the price for each thickness below the 3/8-inch price is derived from formulas using 3/8-inch as the basis. The 1-inch panel prices reflect additional costs at the manufacturing level.

CANADIAN SHEATHING CANADIAN SPRUCE PLYWOOD^{1,2,3}

	VANC	CAL/EDM	REGINA	WINN	TOR	MONT	MONC	HAL
9.5mm-3/8"	-21	-21	-21	-21	-21	-21	-21	-21
12.5mm-1/2"	-28	-28	-28	-28	-28	-28	-28	-28
15.5mm-5/8"	-35	-35	-35	-35	-35	-35	-35	-35
18.5mm-3/4"	-42	-42	-42	-42	-42	-42	-42	-42
25.5mm-1"	-63	-63	-63	-63	-63	-63	-63	-63

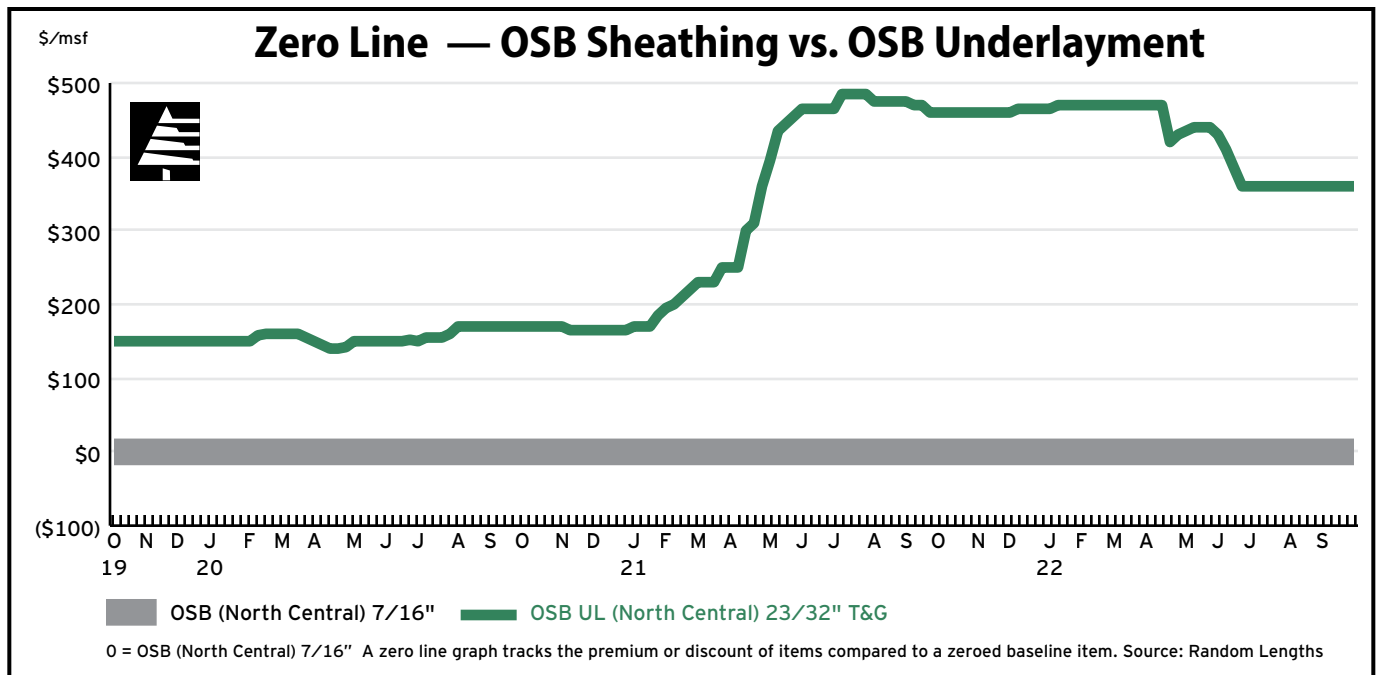
1-Prices delivered in Canadian funds, GST not included.
2-For Select, add: 0 3-For T&G, add: 0

DOUGLAS FIR PLYWOOD^{1,2,3}

	VANC	CAL/EDM	REGINA	WINN	TOR	MONT	MONC	HAL
9.5mm-3/8"	-21	-21	-21	-21	-21	-21	-21	-21
12.5mm-1/2"	-28	-28	-28	-28	-28	-28	-28	-28
15.5mm-5/8"	-35	-35	-35	-35	-35	-35	-35	-35
18.5mm-3/4"	-42	-42	-42	-42	-42	-42	-42	-42
25.5mm-1"	-63	-63	-63	-63	-63	-63	-63	-63

1-Prices delivered in Canadian funds, GST not included.
2-For Select, add: 0 3-For T&G, add: 0

Panel Price Comparisons



Information Services for the Forest Products Industry

A wholly owned subsidiary of Fastmarkets

Address 450 Country Club Road Suite 315 Eugene, Oregon 97401
Email rlm@rlpi.com
Web www.randomlengths.com

Americas +1 (708) 329-2641
EMEA +44 (0) 203 855 5581
Asia +65 3163 3458
Twitter @TheWoodNews

Copyright © 2022, Random Lengths Publications, Inc. No part of this publication may be reproduced or transmitted in any form or by any means, electronic or mechanical, including photocopy, recording, facsimile, or any information storage and retrieval system, without written permission. Retransmission by fax, email, or other means, which results in the creation of an additional copy, is unlawful. ISSN 0483-9420. This publication is registered with the Copyright Clearance Center (CCC).

Chief Executive Officer, Fastmarkets..... Raju Daswani
Senior Vice President, Fastmarkets..... Matt Graves
Editor..... Joe Pruski

Associate Editors..... Jeff Redd, Pete Malliris, Gary Zauner
Assistant Editors..... Craig Murphy, Ted Shorack, Eric Howald
Computer Services..... Rich Dudley
Production..... Tracy Klocko, Terri Horning, Teresa Wann, Lori Pilla
Subscriber Services..... Janna Land, Joy Knick, Adrienne West

Newsletters

Random Lengths Weekly Report, International, and Yardstick (pdf)
 Lumber, Panel, and Midweek reports upon release (pdf, xls, or dbf)